

# VT Tyndall North American Fund

Factsheet | March 2026



Manager: **Felix Wintle**

Managed fund since: 07/07/2017

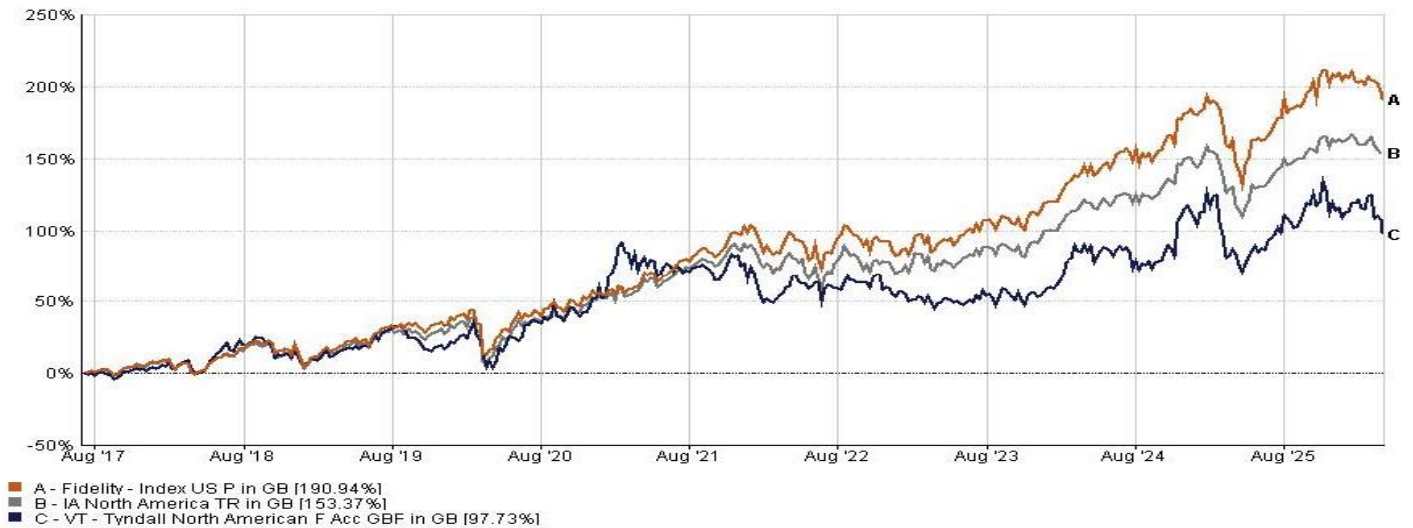
Felix Wintle joined Tyndall Investment Management in March 2017. Before joining Tyndall, he was Head of US Equities at Neptune Investment Management where he managed the £800m Neptune US Opportunities Fund from 2005 to 2016.

## Fund Characteristics

- The Fund aims to outperform the S&P 500 index.
- A high conviction long only portfolio which does not mimic any index.
- We start with a top down analytical process to determine where we are in the cycle.
- Our core stock selection process is based on looking for long term thematic winners. Our tactical selection is driven by the outlook for growth and inflation.
- For the formal Fund Objectives, please refer to the fund prospectus.

## Cumulative Performance

VT Tyndall North American Fund F Acc v Fidelity Index US & IA NA Sector  
Since launch



07/07/2017 - 31/03/2026 Data from FE fundinfo 2026

Past performance is not a reliable indicator of future results

## The Facts

### Performance Information

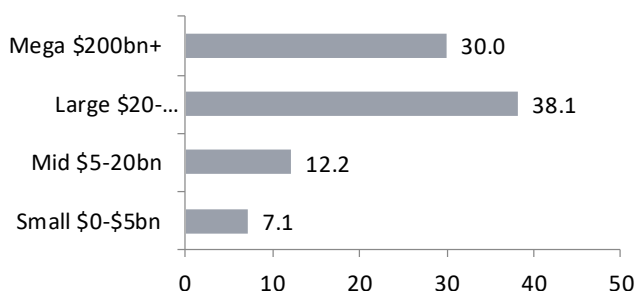
| Cumulative Performance (%)                  | 1 month | 3 months | 6 months | YTD   | 1 year | 3 years | 5 years | Since launch 07/07/17 |
|---|---------|----------|----------|-------|--------|---------|---------|-----------------------|
| VT Tyndall North American Fund F Acc TR GBP | -12.68  | -5.92    | -9.21    | -5.92 | 7.65   | 32.71   | 13.49   | 97.73                 |
| Quartile                                    | 4       | 3        | 4        | 3     | 4      | 4       | 4       | 4                     |
| Fidelity US Index Tracker P GBP             | -5.51   | -5.31    | -1.87    | -5.31 | 14.35  | 52.87   | 78.38   | 190.94                |
| IA North America Sector TR GBP              | -4.35   | -3.05    | -0.92    | -3.05 | 11.78  | 42.96   | 59.24   | 153.37                |

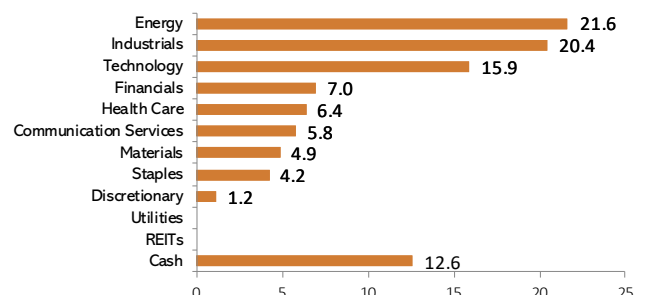
| Discrete Calendar Years                     | 2018 | 2019  | 2020  | 2021  | 2022   | 2023 | 2024  | 2025 |
|---|------|-------|-------|-------|--------|------|-------|------|
| VT Tyndall North American Fund F Acc TR GBP | 2.85 | 13.61 | 28.15 | 12.43 | -10.05 | 2.09 | 28.40 | 2.87 |

Source: FE fund info 2026

### Market Cap Breakdown Percentage %



### Sector Breakdown Percentage %



# VT Tyndall North American Fund

Factsheet | March 2026



## Share Class Information

| Class | Type             | ISIN         | SEDOL   | Lipper   |
|-------|------------------|--------------|---------|----------|
| F     | Acc GBP          | GB00BYPZY050 | BYPZY05 | 68413225 |
| F     | Acc GBP (Hedged) | GB00BDG28F12 | BDG28F1 | 68418071 |
| F     | Inc GBP          | GB00BDH3R348 | BDH3R34 | 68413226 |
| F     | Inc GBP (Hedged) | GB00BDG28G29 | BDG28G2 | 68418072 |

## Top 10 Holdings

| As at 31 <sup>st</sup> February 2026 |       |
|--------------------------------------|-------|
| NVIDIA Corp                          | 6.94% |
| nVent Electric PLC                   | 4.15% |
| Cheniere Energy Inc                  | 4.01% |
| Comfort Systems USA Inc              | 4.01% |
| Howmet Aerospace Inc                 | 3.52% |

| As at 31 <sup>st</sup> February 2026 |       |
|--------------------------------------|-------|
| Amphenol Corp                        | 3.44% |
| Interactive Brokers Group Inc        | 3.35% |
| Netflix Inc                          | 2.93% |
| Alphabet Inc Class A                 | 2.88% |
| General Electric Co                  | 2.87% |

### Authorised Corporate Director

Valu-Trac Investment Management Ltd  
Level 4, Dashwood House  
69 Old Broad Street  
London  
EC2M 1QS  
www.valu-trac.com

### Investment Manager

Tyndall Investment Management  
5-8 The Sanctuary  
London  
SW1P 3JS  
www.tyndallim.co.uk

## Fund Information

|  |                             |
|--|-----------------------------|
| Sector   | IA North America            |
| Launch Date  | 7th July 2017               |
| Fund size  | £14.4m                      |
| Fund structure   | UK OEIC                     |
| Number of holdings   | 37                          |
| Active share**   | 81.69%                      |
| Historic Yield   | 0%                          |
| Launch Price   | 100p                        |
| Unit types   | Accumulation and Income     |
| Prices   | Daily                       |
| Valuation Point (UK Business Days)                         | 12 noon (UK)                |
| Dealing Line   | +44 (0)1343880344           |
| Initial Charge   | 0%                          |
| Annual Management Charge                                   | Class F: 1.08%*             |
| *Tyndall receives 0.65% from this AMC.                     |                             |
| OCF<br>As at 31/12/2025                                    | Class F: 1.56%              |
| Minimum investment (can be waived at Directors discretion) | £10,000                     |
| Ex Dividend dates  | 31 March and 30 September   |
| Distribution dates   | 31 May and 30 November      |
| Eligibility  | ISA, SIPP and Direct Invest |
| **Source : Bloomberg                                       |                             |

Capital at Risk – the value of investments can fall as well as rise and you may not get back the amount you invest.

Please see the Key Investor Information Document for more information on the risks associated with this fund.

For platform availability please refer to:

www.tyndallim.co.uk/tyndall-funds/vt-tyndall-north-american-fund/

The information in this document is based upon the opinions of Tyndall and should not be viewed as indicating any guarantee of returns from any of the firm's investments or services. The document is not an offer or recommendation in a jurisdiction in which such an offer is not authorised or to any person to whom it is unlawful to make such an offer. The information in this document has no regard to the specific investment objectives, financial situation or particular needs of any specific recipient and is published solely for informational purposes and is not to be construed as a solicitation or an offer to buy or sell any securities or related financial instruments. In the absence of detailed information about you, your circumstances or your investment portfolio, the information does not in any way constitute investment advice. If you have any doubt about any of the information presented, you should obtain financial advice. Past performance is not necessarily a guide to future performance, the value of an investments and any income from them can go down as well as up and can fluctuate in response to changes in currency exchange rates, your capital is at risk, and you may not get back the original amount invested. Any opinions expressed in this document are subject to change without notice. Portfolio holdings are subject to change and the information contained in this document regarding specific securities should not be construed as a recommendation or offer to buy or sell any securities referred to. A key objective of the fund is to provide income. Therefore, some or all of the annual management charge is taken from capital rather than income. This can reduce the potential for capital growth.

Sources for all tables and graphs herein are Valu-Trac Investment Management Limited unless otherwise indicated. The information provided is "as is" without any express or implied warranty of any kind including warranties of merchantability, non-infringement of intellectual property, or

fitness for any purpose. Because some jurisdictions prohibit the exclusion or limitation of liability for consequential or incidental damages, the above limitation may not apply to you. Users are therefore warned not to rely exclusively on the comments or conclusions within the document but to carry out their own due diligence before making their own decisions. Employees of Odd Asset

Management, or individuals connected to them, may have or have had interests of long or short positions in, and may at any time make purchases and/or sales as principal or agent in, the relevant securities or related financial instruments discussed in this document.

© 2026 Odd Asset Management. Authorised and regulated by the Financial Conduct Authority (UK), registration number 660915. This status can be checked with the FCA on 0800 111 6768 or on the FCA website

(UK). All rights reserved. No part of this document may be reproduced or distributed in any manner without the written permission of Odd Asset Management

Investment Manager: Tyndall Investment Management, 5-8 The Sanctuary, London, SW1P 3JS. Tyndall Investment Management is a trading name of Odd Asset Management Limited.

